AVIATECHSUPPLY©

aviats.com

GROUND SUPPORT AND MAINTENANCE EQUIPMENT FOR CIVIL AIRCRAFTS

FOR AIRPORTS

- Tow bars
- Baggage trolleys
- Aircraft ladders
- Passenger stairways
- Wheel chocks
- Technical service trolleys

MRO

- Docks and platforms
- Entrance service ladders-stairs
- Hydraulic ladders
- Hydraulic stands
- Test units
- Engine trolley stands

AVIATECHSUPPLY©

Tel.: +7 (383) 362 04 95
Fax: +7 (383) 200 29 09

heli@aviats.com
aviats.com

TOW BARS

Types of tow bars produced

VB-Type 1

VB- Type 2

VB- Type 3



VB- Type 4

AVIATECHSUPPLY

Tel.: +7 (383) 362 04 95
Fax: +7 (383) 200 29 09

heli@aviats.com
aviats.com

TOW BARS

Tows applicability according to the aircraft type

Parameter		Value					
		Type 1	Type 2	Type 3			
		An-28 L-410 E120, 135/145 ATR-42.72 Yak-40 Commercial aircrafts	An-12, 24/26, 32, 148, 158 Tu-134, 154, 204/214 Airbus A320, A300/A310 Boeing 737 Fokker70/100 Sukhoi SuperJet SSJ100 MC-21 E170/E175/E190/E195	IL-62,86 Airbus A330/340 Boeing757,767,777	IL-96 A340	IL-76	A380 An-124 B747
Maximum pushing force, kN (kgs)		$54{,}00_{-5.0}$ (5500_{-500})	$139{,}16_{-12{,}5}$ (14200_{-1300})	$286{,}20_{-26{,}0}$ (29200_{-2620})	$405{,}00_{-36{,}5}$ (41330_{-3370})		$620{,}00_{-56{,}0}$ (62820_{-5700})
Maximum turning moment limited by shearing pin breaking force, kN-m (kgs cm)		$4{,}9_{-0.4}$ (500_{-45})	$15{,}2_{-1{,}4}$ (1550_{-140})	$31{,}3_{-2{,}8}$ (3200_{-288})	$48{,}0_{-4{,}32}$ (4900_{-440})		$49{,}0-_{4{,}40}$ (5000_{-450})
Maximum working pressure in the hydraulic system, Mpa (kgs/cm2)		-	6,4 (64)	8,5 (85)	8,5 (85)		10,5 (105)
Hydraulic fluid		-	AMG-10 GOST 6794				
Towing eye diameter, mm		($90^{+0{,}87}$) mm*					
Towing speed, km/h, not more than		25					
Overall dimensions in the lower position of the wheels, mm, not more than	Length	4500	5400	5500	5500	7800	5500
	Width	1000	1200	1000	1100		
	Height	850	1680	1610	750		
Weight, kg, not more than		122	300	460	500	630	630

* Upon customer's request towing eye diameter can be ($76^{+0{,}74}$) mm

Universal adapter with a swivel gear for towing the following planes:

- Boeing 737 (300-700), Airbus A320 without replaceable shearing pins
- Boeing 737 (800, 900), MC-21, SSJ100 with replaceable shearing pins replaceable

The adapter is used with tow bar of Type-2 (with flange connection)



AVIATECHSUPPLY

Tel.: +7 (383) 362 04 95
Fax: +7 (383) 200 29 09

heli@aviats.com
aviats.com

TOW BARS

Tow bars and adapters for civil aircrafts

AIRBUS	A319/320/321, A300/310, A330/340(200/300), A380
BOEING	737(300/700), 737(800), 737(900), 747, 757, 767(200), 777
ATR	42/72
EMBRAER	120, 135/145, 170/175/190/195
Fokker	70/100
Ил	18, 62, 76, 76к, 86, 96, (112, 114)
ТУПОЛЕВ	134, 154, 204/214
Ан	12, 18, 24/26/32/72/74, 28, 124, 148, 158
SUKHOI CIVIL AIRCRAFT	SSJ100
ЯК	42/72
УЗГА	L-410
IRKUT ИРКУТ	MC-21

Tow bars and adapters for commercial aircrafts

Bombardier (Learjet) 23,	Cessna Citation I/SP 501,	Gulfstream I,	Hawker Beechcraft (Raytheon) HS-125 800 Ser.	Saab 340
Bombardier (Learjet) 24,	Cessna Citation II 550,	Gulfstream II,	Hawker Beechcraft (Raytheon) Beech 1900,	Gulfstream G150,
Bombardier (Learjet) 31,	Cessna Citation SII,	Gulfstream III,	Hawker Beechcraft (Raytheon) Beech 99,	Fairchild/Dornier Dornier DO328,
Bombardier (Learjet) 31A,	Cessna Citation Ultra 560,	Gulfstream IV,	Hawker Beechcraft (Raytheon) C-12,	Fairchild/Dornier Dornier DO328 Jet,
Bombardier (Learjet) 35,	Cessna Citation V,	Gulfstream IVSP	Hawker Beechcraft (Raytheon) King Air,	Fairchild/Dornier Envoy 3
Bombardier (Learjet) 45,	Cessna Mustang 510	Dassault Falcon 10-100,	Hawker Beechcraft (Raytheon) Queen Air,	Bombardier (Canadair) CRJ-100,
Bombardier (Learjet) 55,	Cessna Citation 560XL,	Dassault Falcon 20-200	Hawker Beechcraft (Raytheon) U-21 A/G,	Bombardier (Canadair) CRJ-200,
Bombardier (Learjet) 60,	Cessna Citation 560XLS,	5 ВБ-Dassault Falcon 2000,	Sino Swearingen SJ30-2	Bombardier (Canadair) Challenger 850,
Bombardier (Learjet) C-21,	Cessna Citation 650,	Dassault Falcon 2000EX,	Gulfstream G350,	Hawker Beechcraft (Raytheon) Hawker 4000H
Cessna Bravo,	Citation III,	Dassault Falcon 50,	Gulfstream G450,	Bombardier (Canadair) Challenger 600,
Cessna Citation CJ1,	Cessna Citation IV,	Dassault Falcon 50EX,	Gulfstream G500,	Bombardier (Canadair) Challenger 601,
Cessna Citation CJ2,	Cessna Citation Sovereign 680,	Dassault Falcon 900,	Gulfstream G550,	Bombardier (Canadair) Challenger 604,
Cessna Citation CJ3,	Cessna Citation VI,	Dassault Falcon 900EX	Gulfstream V,	Bombardier (Canadair) Challenger 605 (CL650)
Cessna Citation Encore 560,	Cessna Citation VII	Hawker Beechcraft (Raytheon) Hawker 1000,	Gulfstream VSP	Bombardier (Canadair) Challenger 300
Cessna Citation I 500,	Cessna Citation X 750	Hawker Beechcraft (Raytheon) HS-125 400 Ser.	Saab2000	Bombardier (DeHavilland) Global Express

WHEEL CHOCKS

- Wheel chocks AUK-1, AUK-2, AUK-3 are designed for fixation aircrafts on parking area.
- The wheel chocks are installed under landing wheel of an aircraft.
- The wheel chocks are equipped with plug-in metal anti-slipping tips.
- The wheel chocks can be fixed with turnbuckles on both sides of the wheel.
- The wheel chocks are manufactured in strict compliance with technical conditions TU 54-53.101.021-96 approved by The Ministry of Transport of the Russian Federation.

Basic technical specifications

Model	AUK-1	AUK-2	AUK-3
Application: for wheels with diameter, mm	600-920	920-1100	1100-1600
Dimensions, mm:	330x350x195	410x380x235	440x590x250
Weight, kg	7,0	9,0	12,5
Recommended aircraft and helicopter types	Ka-226, Ka-32 Mi-2/8/17	Tu-134; Tu-154; Yak-42; IL-18	An-24,26,32,74,76, IL-62,76,86,96, Tu-204, Yak-40, A300,310, A319,320, 321, A330, A340, B737,757,767



AVIATECHSUPPLY
Tel.: +7 (383) 362 04 95
Fax: +7 (383) 200 29 09
heli@aviats.com
aviats.com

TOWED PASSENGER STAIRWAYS

Technical specifications

Stairway type	TP-1M-12	TP-1M-03	TP-1M-01
Top platform height, mm			
- min	1900	2400	1700
- max	2300	4150	3700
Type of stair-lifting gear			
- Manual screw gear	✓		
- Manual hydraulic gear		✓	✓
- Electric hydraulilc gear			✓
Type of stabilizing support gear			
- Manual mechanical gear	✓	✓	✓
- Manual hydraulic gear		✓	✓
- Electric hydraulilc gear			✓
Stairway width, mm	1000	1200	1200
Tread run, mm	280	315	315
Stairway step, mm	190	100 to 220	80 to 220
Low platform height, mm	220	215	200
Top platform internal dimensions, mm			
- width	1240	2450	2500
- length	1050	1800	1800
Handrail height, mm	1100	1100	1100
Carrying capacity			
- one step, kg (pers.)	182 (2)	182 (2)	182 (2)
- top platform, kg (pers.)	364 (4)	637 (7)	637 (7)
- whole stairways, kg (pers.)	1274 (14)	2093 (23)	2093 (23)
Maximum inclination of the stairway, degr.	37	40	40
Towing speed, km/h, not more than	20	20	18
Voltage of lighting circuit, V	no	12	12
Overall dimensions, mm			
- height (in downright position)	2970	3400	2700
- width	2215	2630	2630
- length with tow bar and flap step in upright position	4230	6850	6800
- length with tow bar and flap step in downright position		8200	8050
Weight, kg	570	1600	1800

Technical specifications of the towed passenger stairways TP-1M-01D with terminal units are available upon request

- The safety device of the flight of stairs is equipped with a hydraulic lock and a mechanical lock.

AVIATECHSUPPLY

Tel.: +7 (383) 362 04 95
Fax: +7 (383) 200 29 09

heli@aviats.com
aviats.com

TOWED PASSENGER STAIRWAYS

TP-1M-12

Towed passenger stairways 1900/2300 mm with manual screw height controller

TP-1M-01

Towed passenger stairways 1700/3700 mm with hydraulic station equipped with electric and mechanic (supplementary) gear for lifting of the flight of stairs and stabilizing supports.

AVIATECHSUPPLY

Tel.: +7 (383) 362 04 95
Fax: +7 (383) 200 29 09

heli@aviats.com
aviats.com

TOWED PASSENGER STAIRWAYS

TP-1M-01D

TP-1M-01D

Towed passenger stairways 1700/3700 mm with terminal units and hydraulic station with electric and mechanic (secondary) gears for lifting of the flight of stairs and stabilizing supports.

AVIATECHSUPPLY

Tel.: +7 (383) 362 04 95
Fax: +7 (383) 200 29 09

heli@aviats.com
aviats.com

OPEN-SIDE BAGGAGE TROLLEYS

Basic technical specifications

Parameters	TB-1200	TB-1500	TB-1500 U	TB-2000	TB-2500
Carrying capacity, kg	1200	1500	1500	2000	2500
Trolley dimensions, mm:					
Length with tow bar in downright position	3454	3454	3910	3910	3910
Length with tow bar in upright position	2550	2550	3004	3004	3004
Width (without bump stops)	1310	1390	1310	1390	1580
Height	1543	1543	1543	1543	1543
Height with collapsible tent	1593	1593	1593	1593	1593
Cargo platform's height	530-590				
Cargo platform's dimensions, mm:					
Length	2000	2000	2500	2500	2500
Width	1250	1340	1250	1340	1500
Height of head and rear boards	960				
Height of side boards	648				
Height of side boards (flap)	430				
Inclination towards the central part, degr.	4				
Wheel size (unit-cast), mm	403*110				
Swiveling thrust bearing dimensions, mm	220*270*37				
Towing hitch unit:					
Tow eye diameter, mm	65				
Closing rod diameter, mm	30				

AVIATECHSUPPLY

Tel.: +7 (383) 362 04 95
Fax: +7 (383) 200 29 09

heli@aviats.com
aviats.com

BAGGAGE TROLLEYS

- All-swivel gear of the front axle on the turntable (support bearing from 270 mm), equipped with pressure lubricators for the grease replenishment.
- Wheel parking brake on the front wheel is actuated by raising and fixation of tow bar.
- With cast-in-tyres of standard 4.00-8
- Wheel hubs are equipped with removable bearings.
- The trolleys are equipped with towing coupler of type «E» at the rear, fitted with towing spring pin with diameter of 30 mm.
- The tow bar is equipped for using supplementary (secondary) towing hitch unit.
- The trolley is equipped with retro-reflecting elements and rubber bump stops.
- Maximum towing speed is 25 km/h.

TB-1500

TB-1500



AVIATECHSUPPLY

Tel.: +7 (383) 362 04 95
Fax: +7 (383) 200 29 09

heli@aviats.com
aviats.com

OPEN-SIDE BAGGAGE TROLLEYS

FUEL DRAINING AND CARRYING TROLLEYS

WHEEL-TRANSPORTING TROLLEYS

AVIATECHSUPPLY.
Tel.: +7 (383) 362 04 95
Fax: +7 (383) 200 29 09
heli@aviats.com
aviats.com

COVERED BAGGAGE TROLLEYS

- The trolleys are equipped with sliding doors on both sides.
- Cargo compartment walls are made of corrugated metal sheets, at least 1mm thick and welded to the frame of the cargo compartment with a solid welding seam in all joints.
- The trolley has an all-metal gable roof.
- The trolley is equipped with all-around bump stops.
- Trolley chassis maintenance procedure does not require working floor removing.

Parameter	TB-1500	TB-2000	TB-2500
Cargo platform dimensions, mm:			
- length	2000	2500	3000
- width	1500	1500	1500
Carrying capacity, kg	1500	2000	2500
Cargo platform height (unloaded), mm	530-590		

TB-2000

TB-200


Front axle

AVIATECHSUPPLY
Tel.: +7 (383) 362 04 95
Fax: +7 (383) 200 29 09
heli@aviats.com
aviats.com

CONTAINER DOLLIES

- Container dollies TK-1600 are designed for transportation of LD1, LD2, LD3 containers.
- Roller platform TK-1600 provides the possibility of full rotation 360 degrees and fixing in four positions.
- Rollers are made of stainless steel and completed with maintenance-free capped bearings. The design of the platform provides an easy rollers replacement.
- The towage of the dollies is allowed (up to 5 dollies in case of total load).

Parameter	TK-1600	TK-7000
Cargo platform dimensions, mm:		
- length	1645	3400
- width	1590	3400 (2650)
Carrying capacity, kg	1600	7000
Cargo platform height, mm	510-590	

TK-1600


TK-1600

TK-1600

TK-1600

AVIATECHSUPPLY
Tel.: +7 (383) 362 04 95
Fax: +7 (383) 200 29 09
heli@aviats.com
aviats.com

AIRCRAFT SERVICE LADDERS

Aircraft service ladders are produced with working platform height from 900 to 4500 mm.

Basic technical specifications:

- Height of the working platform railing -1100mm
- Working platform dimensions - 700*800mm
- One stare dimensions - 700*150mm
- Adjustment step – 300mm
- Wheels diameter - 200-250mm
- Working platform railings are fitted with damping materials.

- Stares and working platform flooring options:
  - Expanded steel sheet (Pic.1)
  - Boucle galvanized steel sheet (Pic.2)



- Aircraft service ladders are covered with wear-resistant polymer coating.

- Stabilizing system:
  - 4-wheel service ladders have two (four) screw outriggers
  - 3-wheel service ladders have supporting legs actuated while tow bar raising

Ladders operation

- 4-wheel service ladders are operated by means of a 1200-mm long tow bar connected with swiveling wheels via steering trapeze.
  Maximum towing speed is 20 km/h.
- 3-wheel service ladders are operated by means of a tow bar connected with a swiveling wheel.
  Working platform height within 2,4 m is recommended. Maximum towing speed is 10 km/h

Operating parameters can be changed upon customer's request.

AVIATECHSUPPLY

Tel.: +7 (383) 362 04 95
Fax: +7 (383) 200 29 09

heli@aviats.com
aviats.com

3-WHEEL SERVICE LADDERS

AC 9/3 h=2,7M

4-WHEEL SERVICE LADDERS

AC 9/4, h=2,7M

AC 7/4, K=2,1м

AVIATECHSUPPLY

Tel.: +7 (383) 362 04 95
Fax: +7 (383) 200 29 09

heli@aviats.com
aviats.com

AIRCRAFT HYDRAULIC LADDERS

- Hydraulic ladders SOS-11, SOS-12, SOS-16, SOS-17, SOS-21, SOS-22 (and their modifications) provide working platform height adjustment within determined range by means of hydraulic system with a hand pump. Hydraulic system fluid applied is AMG-10.

- The broad height adjustment range of SOS-17 provides its wider application.

Basic technical specifications

Parameters	Aircraft hydraulic ladders				
	SOS-17	SOS-17-1	SOS-17-2	SOS-17-3	SOS-17-4
Working platform height, mm					
- minimum, not more than	1550	3200	6200	4030	8030
- maximum, not more than	6400	8000	11000	12000	16000
Working platform dimensions, mm					
- length	1640				
- width	1085				
Carrying capacity, N	4410				
Weight, kg, not more than	1010	1400	2110	2600	3200

AVIATECHSUPPLY.
Tel.: +7 (383) 362 04 95
Fax: +7 (383) 200 29 09
heli@aviats.com
aviats.com

AIRCRAFT HYDRAULIC LADDERS

Larger working platform and carrying capacity of the ladders SOS-21 and SOS-22 provide the possibility of carrying 3-4 people performing works simultaneously, except ladders SOS-21 and SOS-22 providing the working platform for 1 person filling up an aircraft.

Basic technical specifications

Parameters	Aircraft hydraulic ladders				
	SOS-21	SOS-21-1	SOS-22	SOS-22-1	SOS-22-2
Working platform height, mm					
- minimum	1300	1700	1995	1195	2500
- maximum	2350	2750	4485	4485	5600
Working platform dimensions, mm					
- length	1700	1600	3600	3600	2300
- width	800	800	800	800	800
- width in upright position	-	1720	-	-	-
Carrying capacity, N	4410	1960	4900	4900/980**	1470
Weight, kg, not more than	500	600	880	940	600

Modifications distinct features:

SOS-21-1 has sliding working platform.
SOS-22-1 has the device providing up to 100 kg cargo lifting onto the working platform.
SOS-22-2 has the telescopic supports providing possibility of installation on inclined surface of aircraft board.
SOS-22-3 has additional sliding platform on the left or on the right.

AVIATECHSUPPLY.
Tel.: +7 (383) 362 04 95
Fax: +7 (383) 200 29 09
heli@aviats.com
aviats.com

AIRCRAFT HYDRAULIC LADDERS

SOS-11

SOS-12

SOS-16

Basic technical specifications

Parameter	Aircraft hydraulic ladders		
	SOS-11	SOS-12	SOS-16
Working platform height, mm			
- minimum, not more than	3500	3500	5120
- maximum, not more than	5500	5500	8000
Working platform dimensions, mm			
- length	1200±10	700±10	700±10
- width	1200±10	1000±10	1000±10
Carrying capacity, N	2000	1500	1500
Weight, kg, not more than	800	560	550

AVIATECHSUPPLY

Tel.: +7 (383) 362 04 95
Fax: +7 (383) 200 29 09

heli@aviats.com
aviats.com

ENTRANCE SERVICE LADDERS-STAIRS

Basic technical specifications

Parameter	Model						
	SOS-18	SOS-18-1	SOS-18-2	SOS-18-3	SOS-18-4	SOS-18-5	SOS-18-6
Working platform height, mm							
- minimum, not more than	3600	4420	4120	3200	2280	3500	2280
- maximum, not more than	4360	5240	4840	3800	3000	4300	3000
Working platform dimensions, mm							
- length	1460					930	
- width	1250					1000	
Dimensions in downright position, mm							
- length, not more than	6630*	6345*	6345*	6590*	6590*	6220*	5460*
- width, not more than	2080	2710	2710	2710	2710	2080	2080
- height, not more than	4775	5420	4880	4200	3280	4500	4335
Carrying capacity, N	5880			4410		3430	
Weight, kg, not more than	700	905	850	680	630	700	640

*Dimensions without a quick-release tow bar.

AVIATECHSUPPLY

Tel.: +7 (383) 362 04 95
Fax: +7 (383) 200 29 09

heli@aviats.com
aviats.com

AIRCRAFT TEST AND SERVICE EQUIPMENT

Aviatechsupply Ltd makes design engineering and manufactures the following MRO equipment for Russian and foreign helicopters:

- ГУ-9977 portable hydraulic units for hydraulic system self-test of Mi-8/17, Ka-226, Ka-32, Ansat helicopters and their modifications;
- ГУ-013М dual-circuit hydraulic units for continuous test of the hydraulic system of the helicopter;
- ГУ-9910-3000 units for manual refueling of an aircraft hydraulic system;
- С33.СОГ benches for refueling hydraulic systems and working fluid purification;
- УКД portable units for aircraft engines preservation procedure.

ГУ-9977

ГУ-9910-3000

ГУ-013М

ГУ-013М

С033СОГ

УКД

AVIATECHSUPPLY

Tel.: +7 (383) 362 04 95
Fax: +7 (383) 200 29 09

heli@aviats.com
aviats.com

GROUND EQUIPMENT FOR Mi-8/17

Aviatechsupply Ltd designs and manufactures a wide range of MRO equipment for Mi-8/17 such as:

- Multipurpose aircraft ladder (Pic. 1)
- Ladder for work at tail and main screws (aluminum)
- Swash plate support
- Main rotor hub support
- Main gear box support (Pic. 5)
- Main rotor blades support (Pic. 6)
- Intermediate gear box support
- Tail gear box support
- Engine trolley-stand
- Main rotor blades trolley
- Support for blades tracking (Pic. 4)
- Main rotor blade mooring
- Wheel tire remover (Pic. 3)
- Service chassis (Pic. 2)

Pic. 1

Pic. 2


Pic. 3

Pic. 4

Pic. 5


Pic. 6

AVIATECHSUPPLY.
Tel.: +7 (383) 362 04 95
Fax: +7 (383) 200 29 09
heli@aviats.com
aviats.com

AIRCRAFT DOCKS

In terms of construction, the set consists of several portable units with wheel chassis and can be moved along hard surface by one or two men.
The units have adjustable supports for fixing equipment on the floor next to a helicopter, the units can be fixed one-by-one or separately. All-around height adjustable guardrail provides the possibility of safety gear fastening.
The surface of work sites and ladders is made of steel expanded metal sheet preventing feet slipping. The points of possible contact between working platforms and a fuselage are lined with damping materials in order to avoid fuselage damage.

The docks construction provides for the maintenance of a helicopter:

- With additional fuel tanks installed (without the necessity of removal);
- With main rotor blades installed;
- With open cargo cabin doors, engine and main gear box cowls.

Full set of docks



Basic set of docks

AVIATECHSUPPLY
Tel.: +7 (383) 362 04 95
Fax: +7 (383) 200 29 09
heli@aviats.com
aviats.com

TEST AND CONTROL BENCHES

Our company designs and manufactures benches for the acceptance tests of aircraft units and systems, according to the technical requirements of the customer:

- Fuel pumps;
- Hydraulic pumps ;
- Pressure automatic devices;
- Off-loading automatic devices;
- Aircraft compressors;
- Hydraulic dampers;
- Generators;
- Pipe-line testing benches;
- Transmission system testing benches;
- Hydraulic panel testing benches.

AVIATECHSUPPLY

Tel.: +7 (383) 362 04 95
Fax: +7 (383) 200 29 09

heli@aviats.com
aviats.com

UPCOMING MANUFACTURE

- Emergency equipment and rescue ropes;
- Hydraulic jacks;
- Collapsible tow-bars
- Belt conveyors
- Hydraulic stands for aircraft hydraulic system tests
- Trolleys for transportation and installation of engines and APU D30KU, D30KP, PS-90, JD8D, TA-6A, TA-8, VSU-10, NK-8-2U, D-436, etc.

Trolley PS-90

Certificates and Licenses:

- **License** of the Ministry of Industry and Trade of the Russian Federation for the development, production, testing and repair of aviation equipment No. 12584-AT;
- **The QMS Certificate** №СДС ВС 01.524-2018 issued by the quality management system certification entity ANO "INSTITUTE FOR TESTS AND CERTIFICATION OF ARMAMENT AND MILITARY EQUIPMENT" confirming the compliance with the requirements of GOST R ISO 9001-2015 (ISO 9001: 2015), GOST ISO 9001-2011, GOST PB 0015-002-2012;
- **Military acceptance 195 VP MO**, letter No. 195/351 of April 12, 2017

МИНИСТЕРСТВО ПРОМЫШЛЕННОСТИ И ТОРГОВЛИ РОССИЙСКОЙ ФЕДЕРАЦИИ

ЛИЦЕНЗИЯ

№ 12584-АТ от 19 августа 2013 года

на осуществление разработки, производства, испытания и ремонта авиационной техники

Виды работ (услуг), выполняемых (оказываемых) в составе лицензируемого вида деятельности согласно приложению

Настоящая лицензия предоставлена

Обществу с ограниченной ответственностью «Авиатехснаб» (ООО «Авиатехснаб»)

Основной государственный регистрационный номер юридического лица ОГРН 1085407003110

Идентификационный номер налогоплательщика ИНН 5407047450

СИСТЕМА ДОБРОВОЛЬНОЙ СЕРТИФИКАЦИИ «ВОЕННЫЙ СТАНДАРТ»

ОРГАН ПО СЕРТИФИКАЦИИ СИСТЕМ МЕНЕДЖМЕНТА КАЧЕСТВА АВТОНОМНАЯ НЕКОММЕРЧЕСКАЯ ОРГАНИЗАЦИЯ «ИНСТИТУТ ИСПЫТАНИЙ И СЕРТИФИКАЦИИ ВООРУЖЕНИЯ И ВОЕННОЙ ТЕХНИКИ»

СЕРТИФИКАТ СООТВЕТСТВИЯ

№ СДС ВС 01.524-2018

Срок действия с «11» сентября 2018 г. по «20» декабря 2019 г.

Выдан Обществу с ограниченной ответственностью «Авиатехснаб»

630083, Новосибирская обл., г. Новосибирск, ул. Большевистская, д. 131, офис 416

630123, Новосибирская обл., г. Новосибирск, ул. Аэропорт, д. 1А, а/я 48

Сертификат удостоверяет, что система менеджмента качества, распространяющаяся на разработку, единичное и мелкосерийное производство и ремонт продукции ВВТ

в соответствии с кодами ЕК 001-2014: 1730, 4920 и гражданской продукции

в соответствии с кодами ОК 034-2014: 28.99.39.190, 30.30.50.110

соответствует требованиям ГОСТ Р ИСО 9001-2015 (ISO 9001:2015), ГОСТ ISO 9001-2011, ГОСТ РВ 0015-002-2012

Дополнительная информация: система менеджмента качества на продукцию ВВТ по классу ЕК 001-2014: 1730 распространяется только на авиационно-техническое имущество для обеспечения и ремонта летательных аппаратов; по классу ЕК 001-2014: 4920 распространяется только на услуги для технического обслуживания и ремонта узлов и агрегатов летательных аппаратов

Дата выдачи сертификата «11» сентября 2018 г.

Дата первичной сертификации «07» октября 2010 г.

Заместитель руководителя органа по сертификации СМК Н.П. Месишева

МИНИСТЕРСТВО ТРАНСПОРТА РОССИЙСКОЙ ФЕДЕРАЦИИ

ФЕДЕРАЛЬНОЕ ГОСУДАРСТВЕННОЕ УНИТАРНОЕ ПРЕДПРИЯТИЕ ГОСУДАРСТВЕННЫЙ НАУЧНО-ИССЛЕДОВАТЕЛЬСКИЙ ИНСТИТУТ ГРАЖДАНСКОЙ АВИАЦИИ

СИСТЕМА ДОБРОВОЛЬНОЙ СЕРТИФИКАЦИИ ОБЪЕКТОВ ГРАЖДАНСКОЙ АВИАЦИИ

СЕРТИФИКАТ СООТВЕТСТВИЯ
CERTIFICATE

№ АТИ 110319.005 от 19 апреля 2019 г.

Наименование организации: Общество с ограниченной ответственностью «Авиатехснаб»

Адрес местонахождения: 630123, г. Новосибирск, ул. Аэропорт, д.1А.

Заключение по сертификации: Удостоверяется, что держатель настоящего Сертификата соответствует Требованиям СДСОГА АТИ-01 к организациям, осуществляющим поставку авиационно-технического имущества

Сертифицируемый вид деятельности: Поставка и организация ремонта авиационно-технического имущества по номенклатуре, указанной в приложении

Условия осуществления данного вида деятельности: Соблюдение сертификационных требований и требований законодательства Российской Федерации. Настоящий Сертификат не подлежит передаче и будет действительным в пределах установленного срока, если его действие не будет приостановлено или прекращено.

Срок действия Сертификата: до 19 апреля 2021 г.

Наименование Органа по сертификации: ФГУП Государственный научно-исследовательский институт гражданской авиации

Руководитель Органа по сертификации В.Ю. Брусницын

Зарегистрирован в Реестре СДСОГА АТИ: АТИ-019175 от 19 апреля 2019 года

MRO and Ground Support Equipment is designed and manufactured under full compliance with:

- GOST 31812-2012 “Ground support equipment for civil aircraft and helicopters”;
- AHM 910 "Basic requirements for aircraft maintenance and service ground equipment ";
- AHM 913 "Basic safety requirements for aircraft maintenance and service ground equipment ";
- AHM 963 “Functional specification of a baggage /cargo trolley”;
- AHM 916 "Basic requirements for the docking device for ground equipment towing.

AVIATECHSUPPLY

Tel.: +7 (383) 362 04 95
Fax: +7 (383) 200 29 09

heli@aviats.com
aviats.com